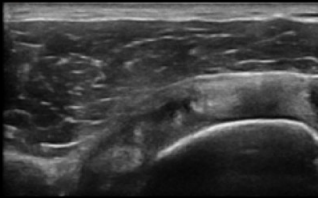
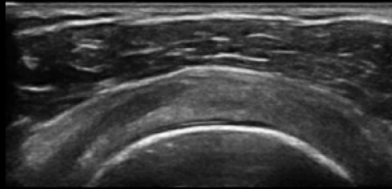




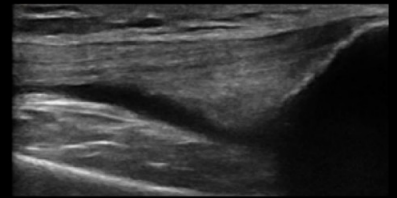
HD Wireless Ultrasound for MSK Specialists



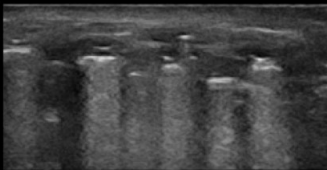
RTC Tendosis



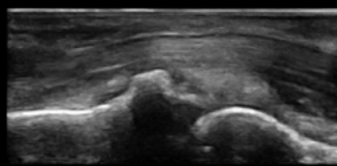
Supraspinatus



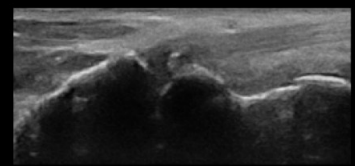
L1-2 with Fluid



Surgical Screws Clavicle



Osteoarthritis Finger



Avulsion Fracture Scaphoid

Eliminate Guesswork

Diagnose injuries with confidence with high definition imaging of MSK anatomy.

Ensure procedural safety, both in the office and on the field, when injecting PRP or Hyaluronic Acid with our unique AI needle enhancement feature.

